

ENGINE STAND



HEMS supply specialised engine rotating stand packages, including all necessary adaptor plates for all **engine and transmission** makes and models that are currently on the market.

A significant feature of using a HEMS engine stand or transmission stand is in the increased ability of **manoeuvrability**. This **saves considerable time** when it comes to repair – **up to 50% in labour hours** – by eliminating non-productive handling procedures. This also **reduces workspace injuries**. With a noted reduction in labour hours and costs, using HEMS engine and transmission stands equates to **increased profitability**.

Complying with all current working practices and safety regulations, HEMS engine and transmission stands cover capacities from **760kg up to 20,000kg** and are suitable for new build, repair and refurbishment.

We supply adaptor plates to suit most types of engine; Cummins engines, Perkins engines, MTU, Isuzu and other OEMs in the current market place.

HM-ES 1050



HEMS' smallest range of engine stand. Suitable for smaller applications with a capacity of 760kg.

Capacity	760kg
Spindle Height	Floor Mounted: 876mm Mobile: 889mm
Dimensions (H x W x L)	Floor Mounted: 1050mm x 460mm x 870mm
Dimensions (H x W x L)	Mobile: 1050mm x 710mm x 1170mm
Weight (net)	Floor Mounted: 102kg Mobile: 110kg

HM-ES 1076


One of our most popular models. Suitable for many engines such as MTU 460c, Cummins ISX15, Perkins 403F, 1103, Komatsu 6D125, 140 CAT and many more.

Capacity	1520kg
Spindle Height	Floor Mounted: 914mm Mobile: 940mm
Dimensions (H x W x L)	Floor Mounted: 1076mm x 460mm x 920mm
Dimensions (H x W x L)	Mobile: 1076mm x 890mm x 1220mm
Weight (net)	Floor Mounted: 190kg Mobile: 210kg



the pictures used are for demonstration purposes only

HM-ES 2000




This model is within our heavy-duty range with a capacity of 3000kg. Suitable for many engines i.e. Perkins 2206, 2506, CAT C9, C15, 3406, Cummins QSK15, QSK19, K19 and many more engines in the market

Capacity	3000kg (mobile)
Spindle Height	1000mm (mobile)
Dimensions (H x W x L)	1150mm x 1372mm x 1372mm (mobile)
Weight (net)	350kg

HM-ES 6000

Heavy-duty stand with a capacity of 5000kg and suitable to handle many engines in the market i.e. Cummins K38, K48, MTU 12V4000, CAT 3508, C27, C32 and many more engines

Capacity	5000kg
Dimensions (H x W x L)	1200mm x 1600mm x 3500mm
Weight (net)	1050kg




HM-ES 7000

This model is within our top-of-the-range with a capacity of 9000kg. This model has the option of motor drive for larger applications i.e. Perins 4006, 4008, CAT 3512, 3516, Cummins QSK60, QSK50, KV50 and more engine models on the market

Capacity	7000kg
Dimensions (H x W x L)	1350mm x 1850mm x 4500mm
Weight (net)	1825kg

HM-EN 13-25

HEMS largest model with the capacity of 20,000 KG suitable for largest applications i.e. Cummins QSK78, QSK95 or QSK120



the pictures used are for demonstration purposes only