

# ENGINE STAND



HEMS supply specialised engine rotating stand packages including all necessary adaptor plates, for all engine and transmission makes and models that are currently available on the market.

A significant feature of using a HEMS engine or transmission stand is in the increased ability of manoeuvrability. This saves considerable time when it comes to repair - up to 50% in labour hours - by eliminating non-productive handling procedures, this also reduces workplace injury. With a noted reduction in labour hours and costs, using HEMS engine and transmission stands equates to increased profitability.

Complying with all current working practices and safety regulations, HEMS engine and transmission stands cover capacities from 759kgs up to 20,000kgs and are suitable for new build, repair and refurbishment operations.

## HM-ES 1050




HEMS smallest range of engine stand suitable for smaller applications with the capacity of 760Kg

Capacity	760kg
Spindle Height	Floor mounted: 876mm   Mobile: 889mm
Dimensions (H*W*L):	Floor mounted: 1050, 460, 870mm
Dimensions (H*W*L):	Mobile: 1050, 710, 1170mm
Weight (net)	Floor mounted: 102kg   Mobile: 110kg


## HM-ES 1076

This stand is one of the popular models and it is suitable for many engine make / models i.e. MTU 460C, Cummins ISX15, M11, Perkins 403F,1103, Komatsu 6D125, 140, CAT and many more engines available in the market place

Capacity	1520kg
Spindle Height	Floor mounted: 914mm   Mobile: 940mm
Dimensions (H*W*L):	Floor mounted: 1076, 460, 920mm
Dimensions (H*W*L):	Mobile: 1076, 890, 1220mm
Weight (net)	Floor mounted: 190kg   Mobile: 210kg



# HM-ES 2000




This model is within our heavy duty range with the capacity of 3000 kg. Suitable for many engines i.e. Perkins 2206, 2506, CAT C9, C15, 3406, Cummins QSK15, QSK19, K19 and many more engines in the market

Capacity	3000kg (mobile)
Spindle height	10000mm (mobile)
Dimensions (H*W*L)	1150, 1372, 1372mm (mobile)
Weight (net)	350kg

# HM-ES 6000

Heavy duty stand with the capacity of 5000 kg and suitable to handle many engines in the market i.e. Cummins K38, K48, MTU 12V4000, CAT 3508, C27, C32 and many more engines

Capacity	5000kg
Dimensions (H*W*L)	3500, 1600, 1200mm
Weight	1050kgs



# HM-ES 7000

This model is within our heavy duty top of the range with the capacity of 7000 gm. This model has the option of motor drive for larger applications i.e. Perkins 4006, 4008, CAT 3512, 3516, Cummins QSK60, QSK50, KV50 and more engine models in the market

Capacity	7000kg
Dimensions (H*W*L)	1350, 1850, 4500mm
Weight	1825kg

# HM-EN 13-25

HEMS largest model with the capacity of 20,000 KG suitable for largest applications i.e. Cummins QSK78, QSK95 or QSK120

